

Victorian Weekly Influenza Report

Health Protection Branch

Report: 13/2019 Issue date: 26 July 2019

This report comprises data as at: week ending 20 July 2019

Summary

- **Notified cases¹:**
 - Cases in **week ending 20 July** are **LOWER** when compared with cases for the week prior
 - Cases (since 1 January 2019) are tracking over twelve times **HIGHER THAN** cases for the same time in 2018, and are **ABOVE EXPECTED LEVELS** for this time of the year
 - Weekly notifications of influenza (since 1 April 2019) are trending: **UPWARDS**
 - The predominant influenza type (and subtype) across the state is currently: **Type A**
 - National data indicate **A/H3N2 is predominating**
 - Geographical spread² is currently: **WIDESPREAD**
 - There were **eleven** new respiratory outbreaks due to laboratory-confirmed influenza in Residential Aged Care Facilities reported in **week ending 20 July**

- **Vaccine distribution figures*:**
 - Influenza vaccines distributed state-wide: **2,103,129** doses (as at **24 July 2019**)
 - * includes vaccines distributed as part of Commonwealth and Victorian Immunisation Programs
 - * excludes vaccines purchased from the private market

Additional disease reports can be found at: <https://www2.health.vic.gov.au/public-health/infectious-diseases/infectious-diseases-surveillance/interactive-infectious-disease-reports/state-wide-surveillance-report>

1. As of 1 September 2018, notification data includes only laboratory-confirmed influenza cases.

As clinical information is no longer collected in the notification dataset, and timely mortality data are not available, number of deaths among all notified cases is **not** reported

2. Geographic spread:

Sporadic – small numbers of laboratory-confirmed influenza cases reported, not above expected background level

Localised – laboratory-confirmed influenza detections above background level in less than 50% of the state

Regional – significant numbers of laboratory-confirmed influenza cases reported above background level in less than 50% of the state

Widespread – significant numbers of laboratory confirmed influenza cases reported above background level in equal to or greater than 50% of the state

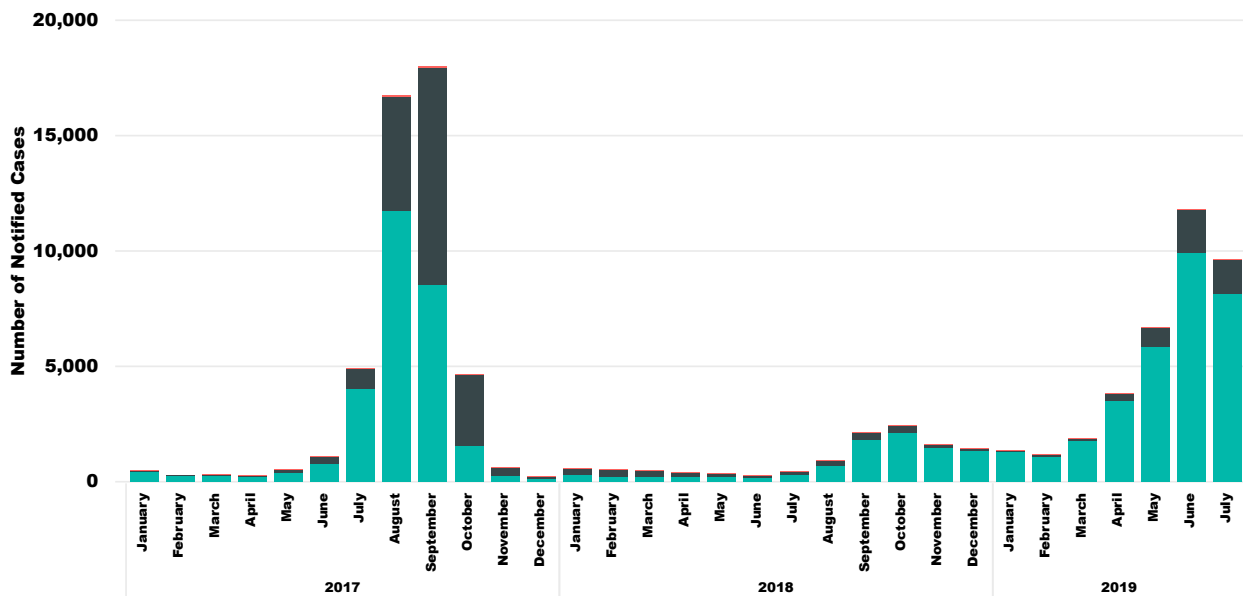
Victorian Influenza Snapshot

Report issued: 26/07/2019

SIZE

Notified cases of laboratory-confirmed influenza at week ending: 20/07/2019

Influenza Type ● Influenza A ● Influenza B ● Other/not typed



SIZE / SEVERITY / SPREAD

Notified cases of laboratory-confirmed influenza as at week ending: 20/07/2019

	Week ending		Year-to-date			January - December	
	20/07/19	13/07/19	2019	2018	2017	2018	2017
Influenza A	1829	3113	31574	1570	4365	9104	28624
Influenza B	385	521	4752	1204	1122	2343	19341
Other / not typed	7	14	114	77	15	160	235
TOTAL	2221 #	3648 #	36440 #	2851	5502	11607	48200

Data from some laboratories incomplete

SPREAD/ SEVERITY

Respiratory outbreaks due to influenza in Residential Aged Care Facilities year-to-date as at: 20/07/2019

Year-to-date	Outbreaks	Resident cases	Hospitalisations	Deaths **
2019	143	1892	186	61
2018	8	103	6	0
2017	34	584	65	23

** Refer to last page of report for an explanation of the aged care respiratory outbreak dataset.
Reported deaths which occur during aged care outbreaks may not be due to laboratory-confirmed influenza.



Data are subject to revision.
Release dates vary by dataset.

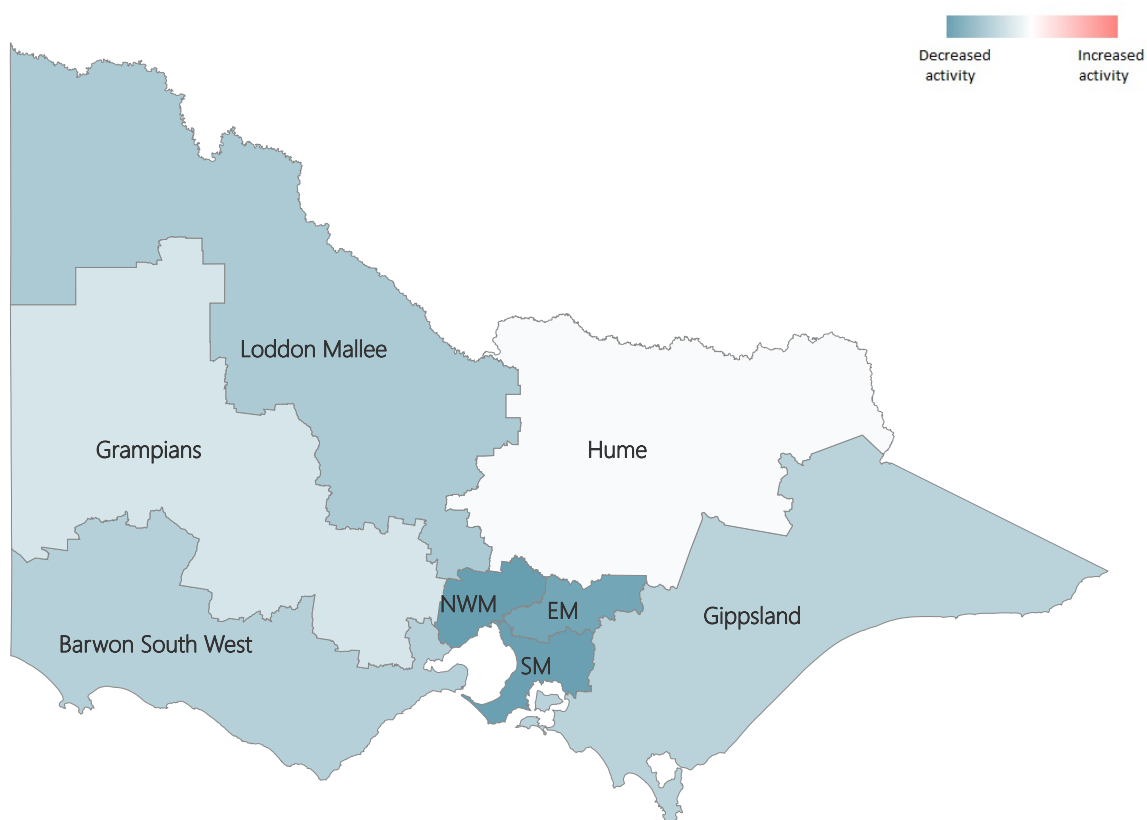
Influenza Snapshot by region

Report issued: 26/07/2019

Region #	Week ending 20/07/2019	Week ending 13/07/2019	Trend	% change	2019 YTD	2018 YTD	5 yr avg YTD (2014-18)	Trend (5 yr avg to 2019 YTD)	% change (5 yr avg to 2019 YTD)
NORTHERN AND WESTERN METROPOLITAN	657	1242	▼	-47%	12276	843	977.8	▲	1155 %
SOUTHERN METROPOLITAN	532	994	▼	-46%	9700	827	1022	▲	849 %
EASTERN METROPOLITAN	381	675	▼	-44%	6598	651	637.6	▲	935 %
HUME	168	172	▼	-2%	1573	98	96	▲	1539 %
BARWON SOUTH WEST	149	194	▼	-23%	2262	144	180.8	▲	1151 %
GIPPSLAND	139	177	▼	-21%	1349	93	133.6	▲	910 %
LODDON MALLEE	79	107	▼	-26%	1315	82	90.8	▲	1348 %
GRAMPIANS	47	54	▼	-13%	1010	86	71.4	▲	1315 %

Data from some laboratories incomplete

% Week on week change by region

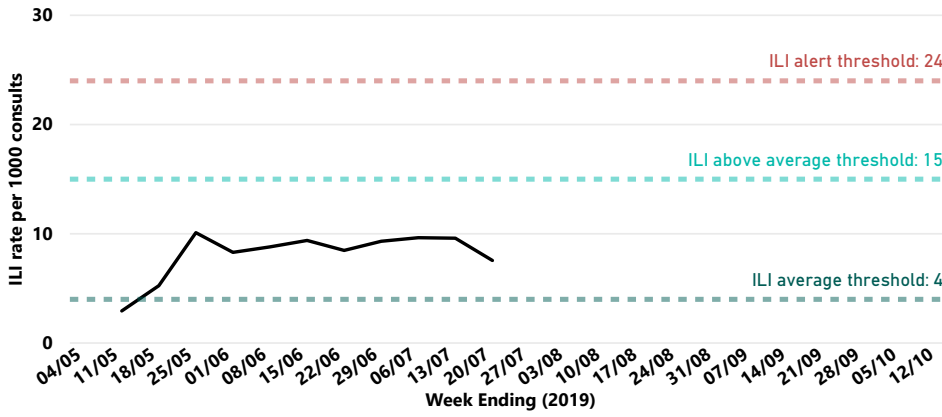


Data are subject to revision. Release dates vary by dataset.

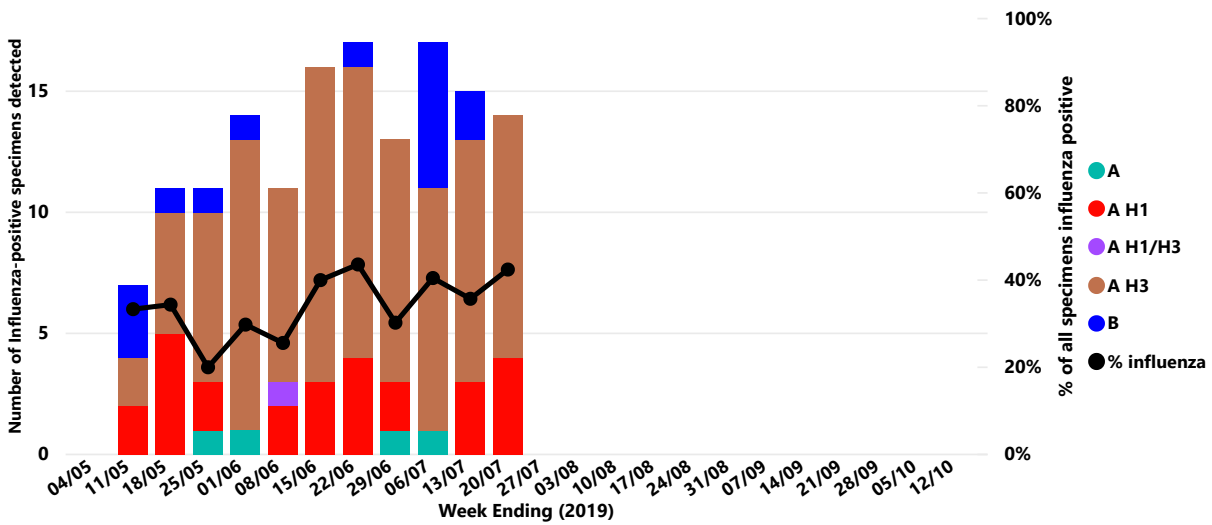
Victorian Influenza Snapshot

Report issued: 26/07/2019

VicSPIN Consultations rate for ILI (per 1,000 patients) as at : 20/07/2019



VicSPIN influenza types as at : 20/07/2019



FluCAN sentinel hospital admissions for laboratory-confirmed influenza as at: 20/07/2019

	Laboratory-confirmed influenza admissions from 1 April					
	2019		2018		2017	
	year-to-date	ICU %	year-to-date	ICU %	year-to-date	ICU %
Adult #	544	5.2	27	3.7	199	9.6
Paediatric #	380	7.6	16	18.8	--	--

Data from some sites incomplete



All data are subject to revision.

SIZE / SEVERITY / SPREAD

SEVERITY

Weekly Influenza Report - Data sources

<p>Notified cases of laboratory-confirmed influenza</p>	<p>It is a Victorian statutory requirement that pathology services notify the Department of Health and Human Services (the department) of a case of laboratory-confirmed influenza within five days of confirmation. These data are stored in the department's notifiable diseases database, the Public Health Event Surveillance System (PHESS). During influenza season, data on notified cases are reported weekly (a week is defined as Sunday to Saturday). Laboratory reporting is increasing due to the widespread availability of influenza testing. As of 1 September 2018, medical practitioners were no longer required to report influenza.</p>
<p>Respiratory outbreaks reported to the Health Protection Branch</p>	<p>Reporting of respiratory outbreaks in aged care facilities to the department is not legislated, but is encouraged. Samples are not collected and tested for all residents during outbreaks, but if any case tests positive for influenza, the outbreak is deemed to be due to influenza. The cases included in this report are residents who experienced an influenza-like illness during the course of the outbreak, but not all cases, hospitalisations and deaths are necessarily due to laboratory-confirmed influenza.</p>
<p>VicSPIN</p>	<p>The Victorian Sentinel Practice Influenza Network (VicSPIN) is a sentinel general practitioner (GP) surveillance program funded by the department, and coordinated by the Epidemiology Unit of the Victorian Infectious Diseases Reference Laboratory (VIDRL) based at the Peter Doherty Institute for Infection and Immunity. VIDRL is one of the department's two public health reference laboratories. Approximately 90 GPs submit weekly reports from May to October detailing the proportion of their consultations that were for patients with influenza-like illness and the proportion that were swabbed for virological testing. Refer to https://www.vidrl.org.au/surveillance/influenza-surveillance/ for full weekly reports.</p>
<p>FluCAN</p>	<p>The Influenza Complications Alert Network (FluCAN) is a rapid alert system for severe respiratory illness. The sentinel surveillance system is a national system (across major hospitals throughout Australia) providing both clinical and laboratory information for reported cases. The following six Victorian hospitals are participating: The Alfred Hospital, Royal Melbourne Hospital, Monash Medical Centre, University Hospital Geelong, Royal Children's Hospital and Monash Children's Hospital</p>