

Victorian Weekly Influenza Report

Health Protection Branch

Report: 12/2019 Issue date: 19 July 2019

This report comprises data as at: week ending 13 July 2019

Summary

- **Notified cases¹:**
 - Cases in **week ending 13 July** are **LOWER** when compared with cases for the week prior
 - Cases (since 1 January 2019) are tracking over twelve times **HIGHER THAN** cases for the same time in 2018, and are **ABOVE EXPECTED LEVELS** for this time of the year
 - Weekly notifications of influenza (since 1 April 2019) are trending: **UPWARDS**
 - The predominant influenza type (and subtype) across the state is currently: **Type A**
 - National data indicate **A/H3N2 is predominating**
 - Geographical spread² is currently: **WIDESPREAD**
 - There were **seventeen** new respiratory outbreaks due to laboratory-confirmed influenza in Residential Aged Care Facilities reported in **week ending 13 July**

- **Vaccine distribution figures*:**
 - Influenza vaccines distributed state-wide: **2,094,164** doses (as at **17 July 2019**)
 - * includes vaccines distributed as part of Commonwealth and Victorian Immunisation Programs
 - * excludes vaccines purchased from the private market

Additional disease reports can be found at: <https://www2.health.vic.gov.au/public-health/infectious-diseases/infectious-diseases-surveillance/interactive-infectious-disease-reports/state-wide-surveillance-report>

1. As of 1 September 2018, notification data includes only laboratory-confirmed influenza cases.

As clinical information is no longer collected in the notification dataset, and timely mortality data are not available, number of deaths among all notified cases is not reported

2. Geographic spread:

Sporadic – small numbers of laboratory-confirmed influenza cases reported, not above expected background level

Localised – laboratory-confirmed influenza detections above background level in less than 50% of the state

Regional – significant numbers of laboratory-confirmed influenza cases reported above background level in less than 50% of the state

Widespread – significant numbers of laboratory confirmed influenza cases reported above background level in equal to or greater than 50% of the state

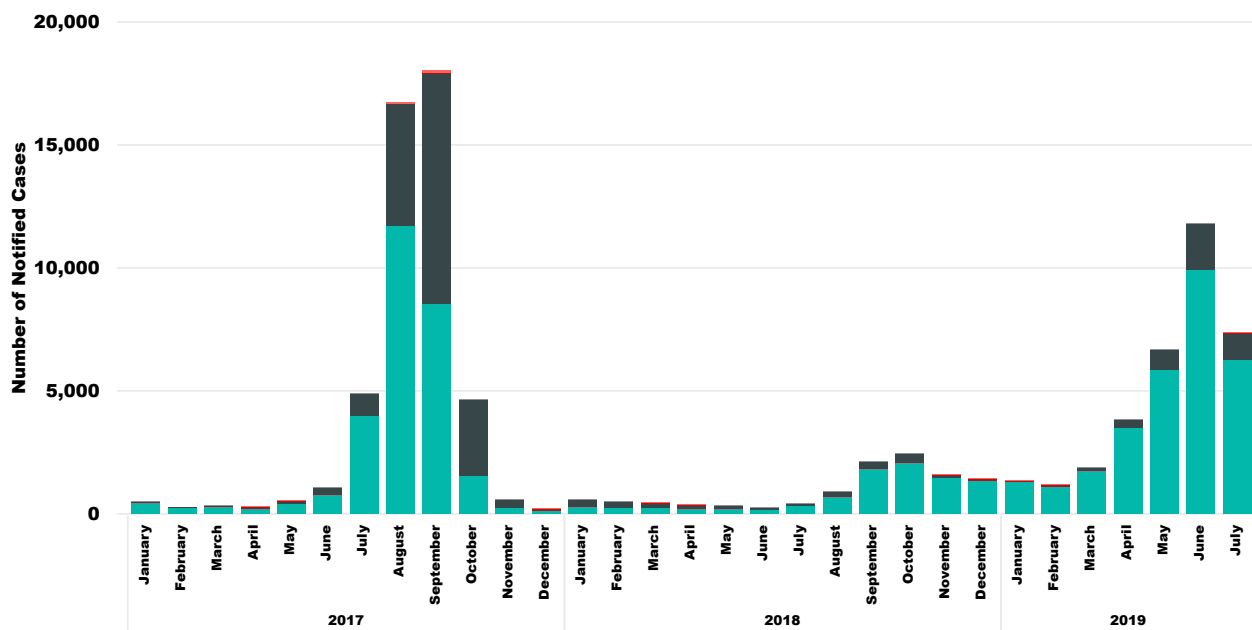
Victorian Influenza Snapshot

Report issued: 19/07/2019

Notified cases of laboratory-confirmed influenza at week ending: 13/07/2019

SIZE

Influenza Type ● Influenza A ● Influenza B ● Other/not typed



SIZE / SEVERITY / SPREAD

Notified cases of laboratory-confirmed influenza as at week ending: 13/07/2019

	Week ending		Year-to-date			January - December	
	13/07/19	06/07/19	2019	2018	2017	2018	2017
Influenza A	3060	3220	29692	1492	3467	9104	28624
Influenza B	520	568	4367	1180	916	2343	19341
Other / not typed	14	9	107	73	15	160	235
TOTAL	3594[#]	3797[#]	34166[#]	2745	4398	11607	48200

Data from some laboratories incomplete

SPREAD/ SEVERITY

Respiratory outbreaks due to influenza in Residential Aged Care Facilities year-to-date as at: 13/07/2019

Year-to-date	Outbreaks	Resident cases	Hospitalisations	Deaths **
2019	132	1732	171	57
2018	8	103	6	0
2017	18	265	27	10

** Refer to last page of report for an explanation of the aged care respiratory outbreak dataset.

Reported deaths which occur during aged care outbreaks may not be due to laboratory-confirmed influenza.



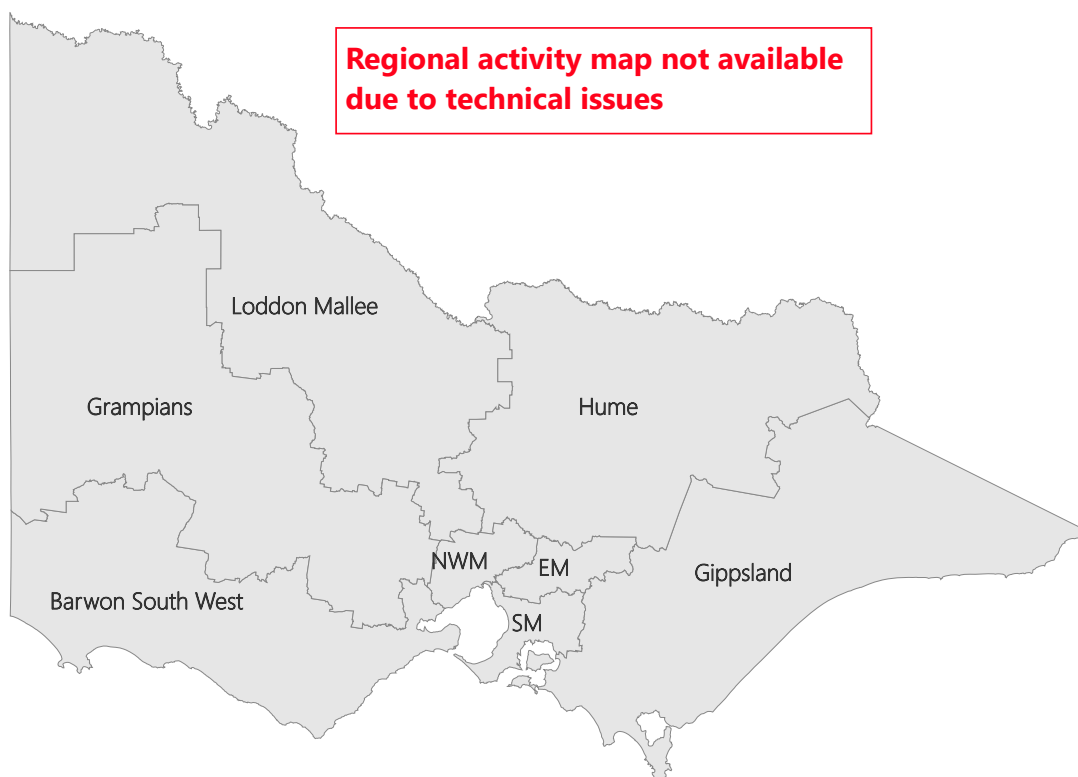
Data are subject to revision.
Release dates vary by dataset.

Influenza Snapshot by region

Report issued: 19/07/2019

Region	Week ending 13/07/19	Week ending 06/07/19	2019 YTD	2018 YTD	5 year avg YTD (2014-18)	Trend 5 yr avg to 2019 YTD
SOUTHERN METROPOLITAN	716	1007	8773	799	879	▲
NORTHERN AND WESTERN METROPOLITAN	924	1224	11054	810	852	▲
LODDON MALLEE	80	110	1190	75	79	▲
HUME	148	217	1359	95	81	▲
GRAMPIANS	39	86	930	80	60.2	▲
GIPPSLAND	156	197	1177	87	110.6	▲
EASTERN METROPOLITAN	503	624	5944	637	551.6	▲
BARWON SOUTH WEST	164	206	2057	135	156.2	▲
UNKNOWN - NOT YET GEOCODED	863	126	1661	27	23.8	▲

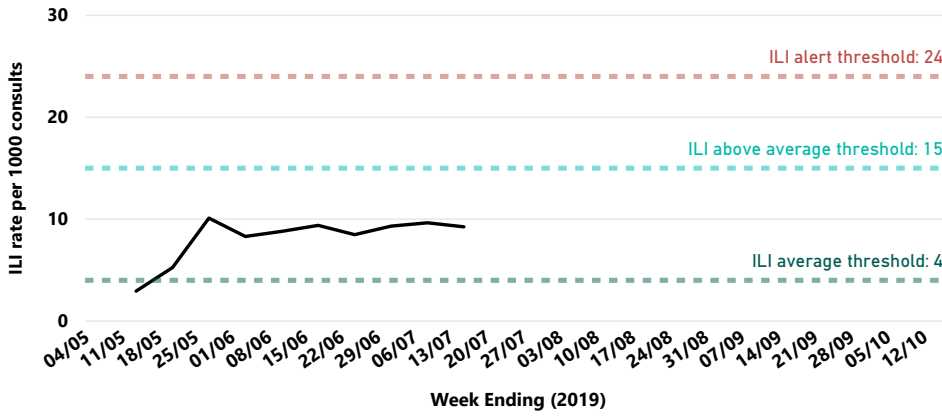
% Week on week change (week 2-week1) by region



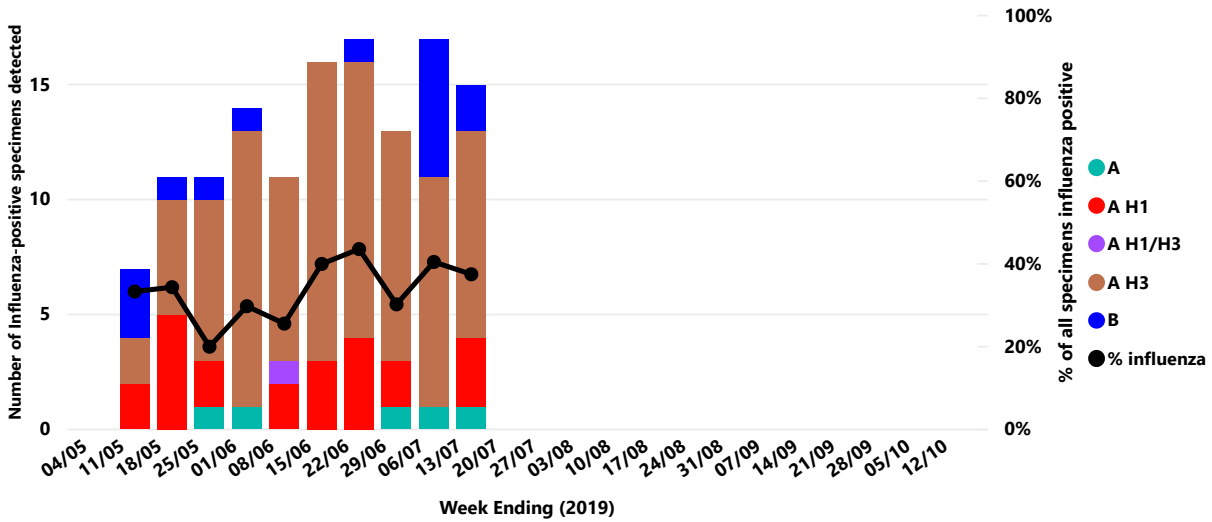
Data are subject to revision. Release dates vary by dataset.

SIZE / SEVERITY / SPREAD

VicSPIN Consultations rate for ILI (per 1,000 patients) as at : 13/07/2019



VicSPIN influenza types as at : 13/07/2019



SEVERITY

FluCAN sentinel hospital admissions for laboratory-confirmed influenza as at: 13/07/2019

	2019 *		2018 *		2017 *	
	admissions		admissions		admissions	
	year-to-date	ICU %	year-to-date	ICU %	year-to-date	ICU %
Adult #	486	5.8	25	4.0	146	8.9
Paediatric #	346	8.1	16	18.8	--	--

* Includes admitted laboratory-confirmed influenza cases from 1 April
 # Data from some sites incomplete



Weekly Influenza Report - Data sources

<p>Notified cases of laboratory-confirmed influenza</p>	<p>It is a Victorian statutory requirement that pathology services notify the Department of Health and Human Services (the department) of a case of laboratory-confirmed influenza within five days of confirmation. These data are stored in the department's notifiable diseases database, the Public Health Event Surveillance System (PHESS). During influenza season, data on notified cases are reported weekly (a week is defined as Sunday to Saturday). Laboratory reporting is increasing due to the widespread availability of influenza testing. As of 1 September 2018, medical practitioners were no longer required to report influenza.</p>
<p>Respiratory outbreaks reported to the Health Protection Branch</p>	<p>Reporting of respiratory outbreaks in aged care facilities to the department is not legislated, but is encouraged. Samples are not collected and tested for all residents during outbreaks, but if any case tests positive for influenza, the outbreak is deemed to be due to influenza. The cases included in this report are residents who experienced an influenza-like illness during the course of the outbreak, but not all cases, hospitalisations and deaths are necessarily due to laboratory-confirmed influenza.</p>
<p>VicSPIN</p>	<p>The Victorian Sentinel Practice Influenza Network (VicSPIN) is a sentinel general practitioner (GP) surveillance program funded by the department, and coordinated by the Epidemiology Unit of the Victorian Infectious Diseases Reference Laboratory (VIDRL) based at the Peter Doherty Institute for Infection and Immunity. VIDRL is one of the department's two public health reference laboratories. Approximately 90 GPs submit weekly reports from May to October detailing the proportion of their consultations that were for patients with influenza-like illness and the proportion that were swabbed for virological testing. Refer to https://www.vidrl.org.au/surveillance/influenza-surveillance/ for full weekly reports.</p>
<p>FluCAN</p>	<p>The Influenza Complications Alert Network (FluCAN) is a rapid alert system for severe respiratory illness. The sentinel surveillance system is a national system (across major hospitals throughout Australia) providing both clinical and laboratory information for reported cases. The following six Victorian hospitals are participating: The Alfred Hospital, Royal Melbourne Hospital, Monash Medical Centre, University Hospital Geelong, Royal Children's Hospital and Monash Children's Hospital</p>