

Victorian Weekly Influenza Report

Health Protection Branch

Report: 18/2019 Issue date: 30 August 2019

This report comprises data as at: week ending 24 August 2019

Summary

- **Notified cases¹:**
 - Cases in **week ending 24 August** are slightly **LOWER** when compared with cases for the week prior
 - Cases (since 1 January 2019) are tracking over thirteen times **HIGHER** than cases for the same time in 2018, and are **ABOVE EXPECTED LEVELS** for this time of the year
 - Weekly notifications of influenza (since 1 April 2019) are overall: slowly **DECREASING**
 - The predominant influenza type across Victoria is currently: **Type A**, although **Type B** is **INCREASING**
 - National data indicate **A/H3N2 is predominating**
 - Geographical spread² is currently: **WIDESPREAD**
 - There were sixteen new respiratory outbreaks due to laboratory-confirmed influenza in Residential Aged Care Facilities reported in **week ending 24 August**

- **Vaccine distribution figures*:**
 - Influenza vaccines distributed state-wide: **2,124,807** doses (as at **28 August 2019**)
 - * includes vaccines distributed as part of Commonwealth and Victorian Immunisation Programs
 - * excludes vaccines purchased from the private market

Additional disease reports can be found at: <https://www2.health.vic.gov.au/public-health/infectious-diseases/infectious-diseases-surveillance/interactive-infectious-disease-reports/state-wide-surveillance-report>

1. As of 1 September 2018, notification data includes only laboratory-confirmed influenza cases.

As clinical information is no longer collected in the notification dataset, and timely mortality data are not available, number of deaths among all notified cases is **not** reported

2. Geographic spread:

Sporadic – small numbers of laboratory-confirmed influenza cases reported, not above expected background level

Localised – laboratory-confirmed influenza detections above background level in less than 50% of the state

Regional – significant numbers of laboratory-confirmed influenza cases reported above background level in less than 50% of the state

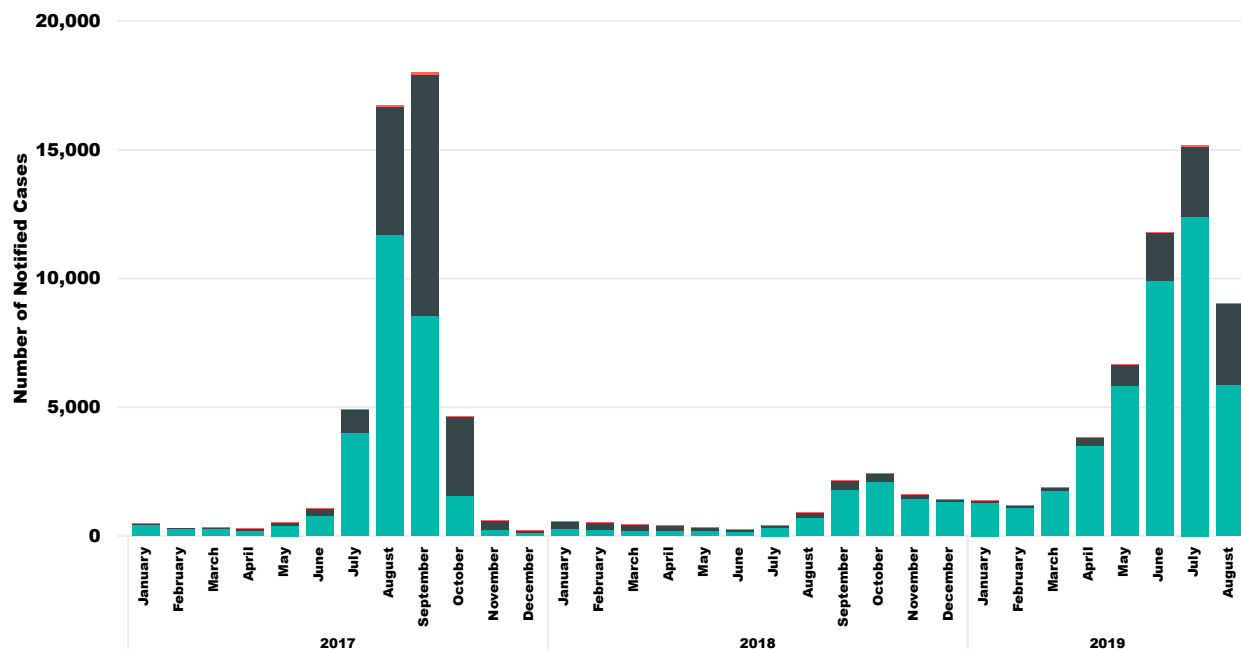
Widespread – significant numbers of laboratory confirmed influenza cases reported above background level in equal to or greater than 50% of the state

Victorian Influenza Snapshot

Report issued: 30/08/2019

Notified cases of laboratory-confirmed influenza at week ending: 24/08/2019

Influenza Type ● Influenza A ● Influenza B ● Other/not typed



Notified cases of laboratory-confirmed influenza as at week ending: 24/08/2019

Age group (years)	Week ending 24/08/2019	Week ending 17/08/2019	Trend	% change	2019 YTD	2018 YTD	2017 YTD	5 yr avg YTD (2014-18)	Trend 5 yr avg to 2019 YTD	% change (5 yr avg to 2019 YTD)
00 to 04	282	265	▲	6%	5437	310	1760	747.6	▲	627 %
05 to 14	685	735	▼	-7%	9555	432	3085	1210.6	▲	689 %
15 to 64	1390	1562	▼	-11%	28137	2247	11716	5054.6	▲	457 %
65+	400	379	▲	6%	7865	681	4688	1756	▲	348 %
Total	2757	2941	▼	-6%	50994	3670	21249	8768.8	▲	482 %

Data from some laboratories may be incomplete

Respiratory outbreaks due to influenza in Residential Aged Care Facilities year-to-date as at: 24/08/2019

Year-to-date	Outbreaks	Resident cases	Hospitalisations	Deaths **
2019	198	2599	249	98
2018	11	169	17	2
2017	132	2141	246	88

** Refer to last page of report for an explanation of the aged care respiratory outbreak dataset. Reported deaths are not necessarily due to laboratory-confirmed influenza.



Data are subject to revision. Release dates vary by dataset.

SIZE

SIZE / SEVERITY / SPREAD

SPREAD / SEVERITY

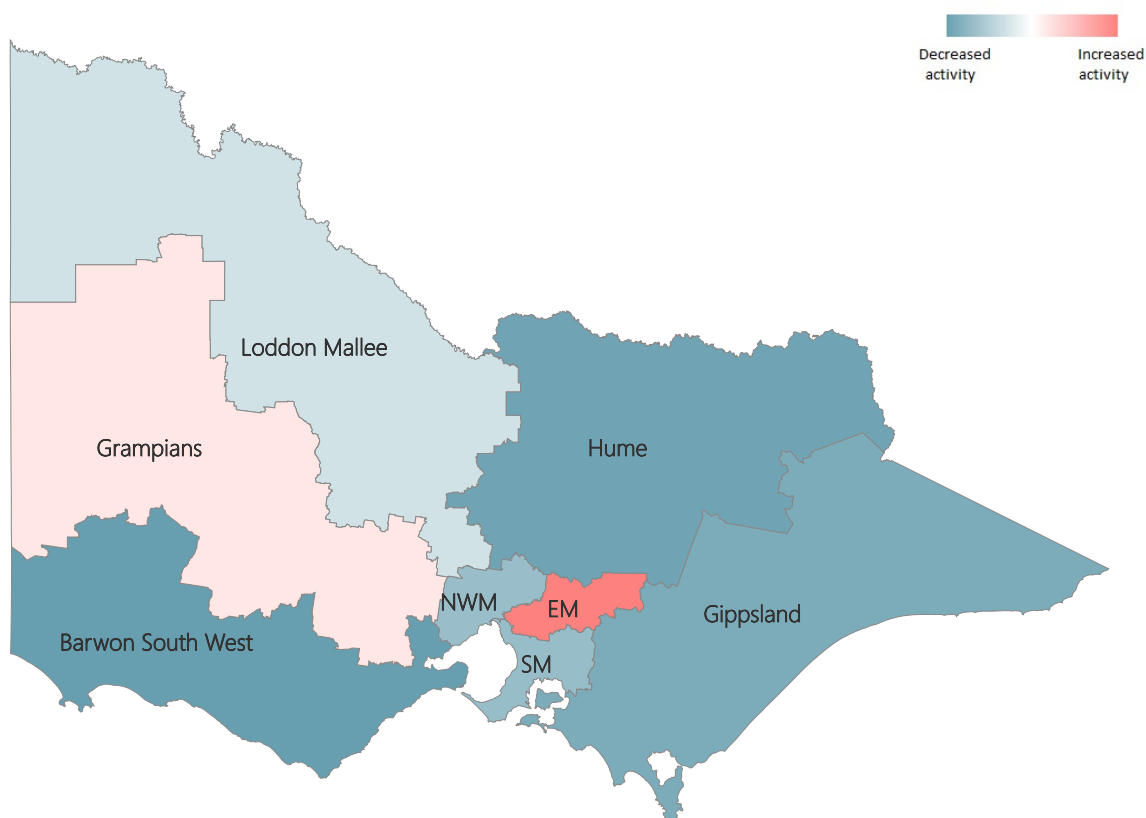
Influenza Snapshot by region

Report issued: 30/08/2019

Region #	Week ending 24/08/2019	Week ending 17/08/2019	Trend	% change	2019 YTD	2018 YTD	5 yr avg YTD (2014-18)	Trend (5 yr avg to 2019 YTD)	% change (5 yr avg to 2019 YTD)
GRAMPIANS	40	39	▲	3%	1226	108	222.4	▲	451 %
LODDON MALLEE	70	74	▼	-5%	1690	111	257.4	▲	557 %
BARWON SOUTH WEST	88	107	▼	-18%	2852	211	520.8	▲	448 %
HUME	89	107	▼	-17%	2178	139	318.8	▲	583 %
GIPPSLAND	170	201	▼	-15%	2216	124	479.6	▲	362 %
EASTERN METROPOLITAN	644	568	▲	13%	9472	793	1685	▲	462 %
SOUTHERN METROPOLITAN	789	899	▼	-12%	14201	1052	2619	▲	442 %
NORTHERN AND WESTERN METROPOLITAN	826	938	▼	-12%	16825	1100	2609.4	▲	545 %

Data from some laboratories incomplete

% Week on week change by region



Data are subject to revision. Release dates vary by dataset.

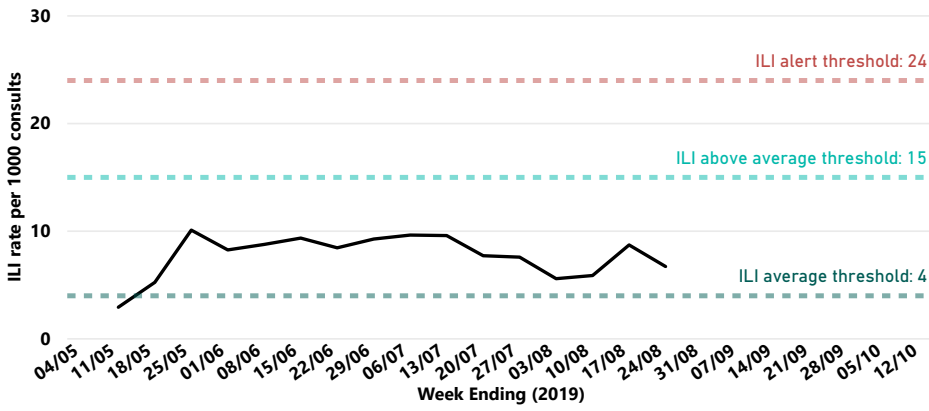


Victorian Influenza Snapshot

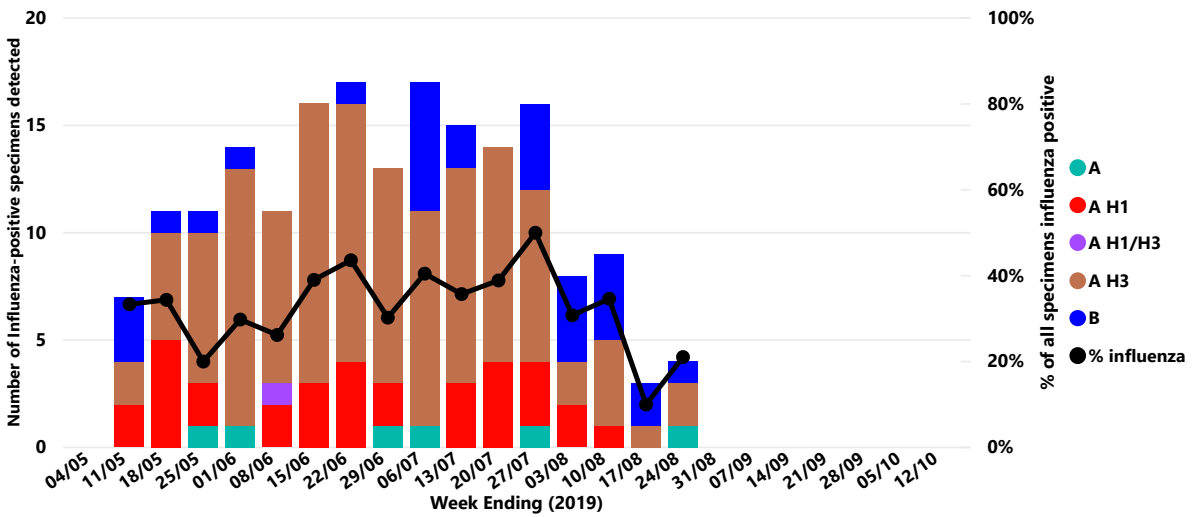
Report issued: 30/08/2019

SIZE / SEVERITY / SPREAD

VicSPIN Sentinel GP Consultations rate for ILI (per 1,000 patients) as at...



VicSPIN Sentinel GP influenza types as at : 24/08/2019



SEVERITY

FluCAN sentinel hospital admissions for laboratory-confirmed influenza as at: 24/08/2019

	Laboratory-confirmed influenza admissions from 1 April					
	2019		2018		2017	
	year-to-date	ICU %	year-to-date	ICU %	year-to-date	ICU %
Adult #	652	6.1	51	9.8	516	10.3
Paediatric #	581	7.2	36	8.3	--	--

Data from some sites incomplete



All data are subject to revision.

Weekly Influenza Report - Data sources

<p>Notified cases of laboratory-confirmed influenza</p>	<p>It is a Victorian statutory requirement that pathology services notify the Department of Health and Human Services (the department) of a case of laboratory-confirmed influenza within five days of confirmation. These data are stored in the department's notifiable diseases database, the Public Health Event Surveillance System (PHESS). During influenza season, data on notified cases are reported weekly (a week is defined as Sunday to Saturday). Laboratory reporting is increasing due to the widespread availability of influenza testing. As of 1 September 2018, medical practitioners were no longer required to report influenza.</p>
<p>Respiratory outbreaks reported to the Health Protection Branch</p>	<p>Reporting of respiratory outbreaks in aged care facilities to the department is not legislated, but is encouraged. Samples are not collected and tested for all residents during outbreaks, but if any case tests positive for influenza, the outbreak is deemed to be due to influenza. The cases included in this report are residents who experienced an influenza-like illness during the course of the outbreak, but not all cases, hospitalisations and deaths are necessarily due to laboratory-confirmed influenza.</p>
<p>VicSPIN</p>	<p>The Victorian Sentinel Practice Influenza Network (VicSPIN) is a sentinel general practitioner (GP) surveillance program funded by the department, and coordinated by the Epidemiology Unit of the Victorian Infectious Diseases Reference Laboratory (VIDRL) based at the Peter Doherty Institute for Infection and Immunity. VIDRL is one of the department's two public health reference laboratories. Approximately 90 GPs submit weekly reports from May to October detailing the proportion of their consultations that were for patients with influenza-like illness and the proportion that were swabbed for virological testing. Refer to https://www.vidrl.org.au/surveillance/influenza-surveillance/ for full weekly reports.</p>
<p>FluCAN</p>	<p>The Influenza Complications Alert Network (FluCAN) is a rapid alert system for severe respiratory illness. The sentinel surveillance system is a national system (across major hospitals throughout Australia) providing both clinical and laboratory information for reported cases. The following six Victorian hospitals are participating: The Alfred Hospital, Royal Melbourne Hospital, Monash Medical Centre, University Hospital Geelong, Royal Children's Hospital and Monash Children's Hospital</p>