

Victorian Weekly Influenza Report

Health Protection Branch

Report: 26/2019 Issue date: 25 October 2019

This report comprises data as at: week ending 19 October 2019

Summary

• Notified cases¹:

- Cases in **week ending 19 October** are **LOWER** when compared with cases for the week prior
- Cases (since 1 January 2019) are tracking over eight times **HIGHER** than cases for the same time in 2018, and are **ABOVE EXPECTED LEVELS** for this time of the year
- Weekly notifications of influenza (since 1 April 2019) are: **DECREASING**
- The predominant influenza type across Victoria is currently: **Type A**
- National data indicate **A/H3N2 is predominating**
- Geographical spread² is currently: **WIDESPREAD**
- There were three new respiratory outbreaks due to laboratory-confirmed influenza in Residential Aged Care Facilities reported in **week ending 19 October**

• Vaccine distribution figures*:

- Influenza vaccines distributed state-wide: **2,136,160** doses (as at **23 October 2019**)
 - * includes vaccines distributed as part of Commonwealth and Victorian Immunisation Programs
 - * excludes vaccines purchased from the private market

Additional disease reports can be found at: <https://www2.health.vic.gov.au/public-health/infectious-diseases/infectious-diseases-surveillance/interactive-infectious-disease-reports/state-wide-surveillance-report>

1. As of 1 September 2018, notification data includes only laboratory-confirmed influenza cases.

As clinical information is no longer collected in the notification dataset, and timely mortality data are not available, number of deaths among all notified cases is not reported

2. Geographic spread:

Sporadic – small numbers of laboratory-confirmed influenza cases reported, not above expected background level

Localised – laboratory-confirmed influenza detections above background level in less than 50% of the state

Regional – significant numbers of laboratory-confirmed influenza cases reported above background level in less than 50% of the state

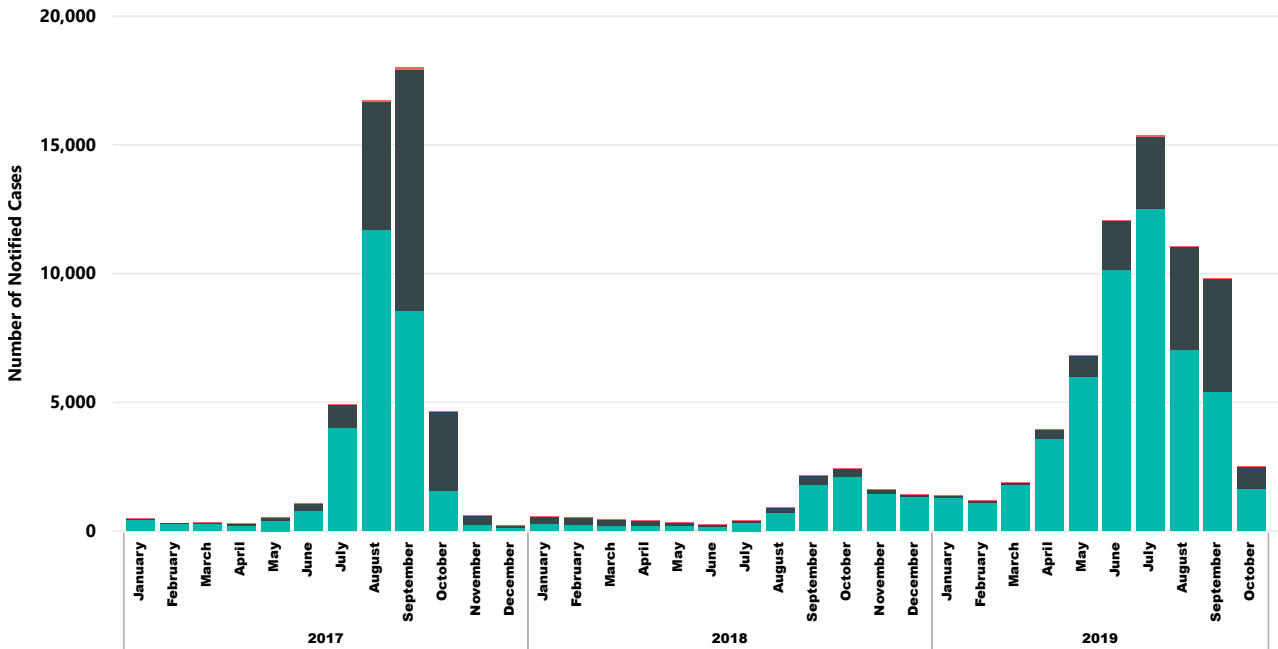
Widespread – significant numbers of laboratory confirmed influenza cases reported above background level in equal to or greater than 50% of the state

Victorian Influenza Snapshot

Report issued: 25/10/2019

Notified cases of laboratory-confirmed influenza at week ending: 19/10/2019

Influenza Type ● Influenza A ● Influenza B ● Other/not typed



Notified cases of laboratory-confirmed influenza as at week ending: 19/10/2019

Age group (years)	Week ending 19/10/2019	Week ending 12/10/2019	Trend	% change	2019 YTD	2018 YTD	2017 YTD	5 yr avg YTD (2014-18)	Trend 5 yr avg to 2019 YTD	% change (5 yr avg to 2019 YTD)
00 to 04	60	69	▼	-13%	6822	788	3859	929.4	▲	634 %
05 to 14	114	92	▲	24%	12829	1146	7276	1684.4	▲	662 %
15 to 64	399	483	▼	-17%	36212	4921	25398	6063.8	▲	497 %
65+	123	196	▼	-37%	10220	1330	10519	2369.8	▲	331 %
Total	696	840	▼	-17%	66083	8185	47052	11047.4	▲	498 %

Data from some laboratories may be incomplete

Respiratory outbreaks due to influenza in Residential Aged Care Facilities year-to-date as at: 19/10/2019

Year-to-date	Outbreaks	Resident cases	Hospitalisations	Deaths **
2019	265	3555	351	136
2018	21	301	36	9
2017	272	3853	457	151

** Refer to last page of report for an explanation of the aged care respiratory outbreak dataset. Reported deaths are not necessarily due to laboratory-confirmed influenza.



Data are subject to revision. Release dates vary by dataset.

SIZE

SIZE / SEVERITY / SPREAD

SPREAD / SEVERITY

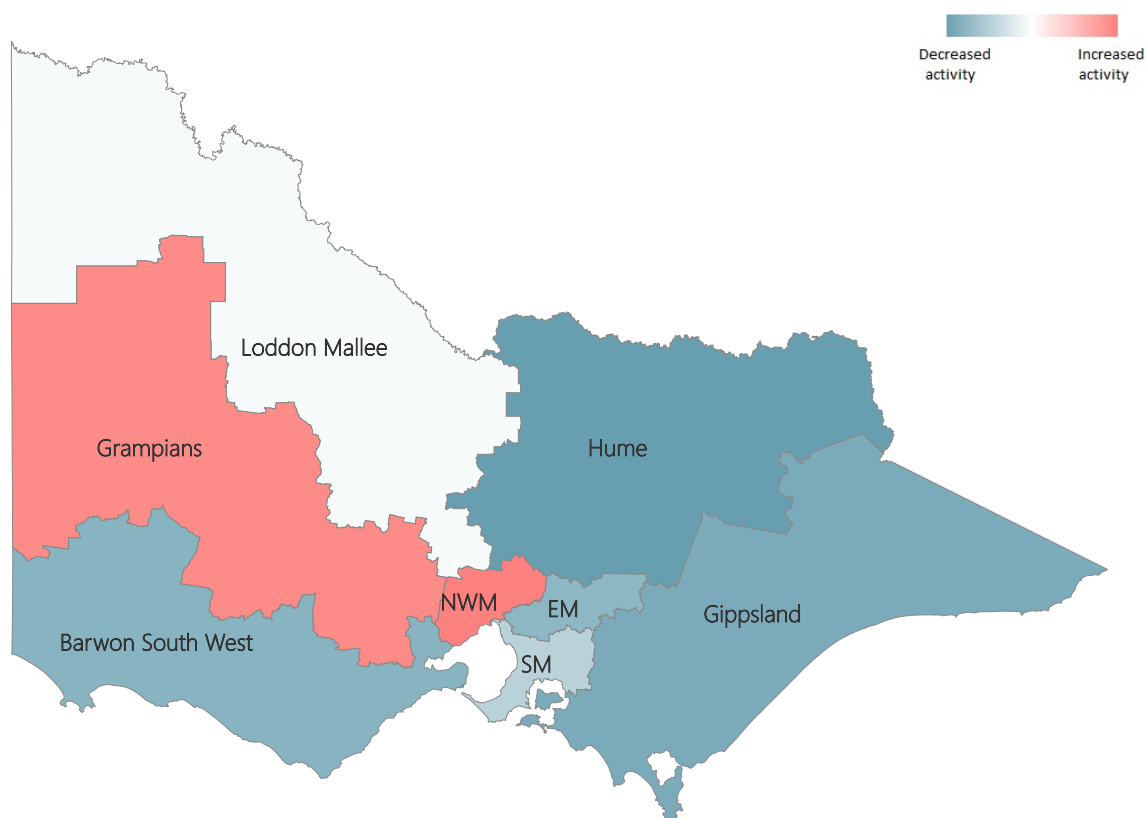
Influenza Snapshot by region

Report issued: 25/10/2019

Region	Week ending 19/10/2019	Week ending 12/10/2019	Trend	% change	2019 YTD	2018 YTD	5 yr avg YTD (2014-18)	Trend (5 yr avg to 2019 YTD)	% change (5 yr avg to 2019 YTD)
NORTHERN AND WESTERN METROPOLITAN	276	249	▲	11%	22451	2734	5583	▲	302 %
SOUTHERN METROPOLITAN	177	228	▼	-22%	17985	2293	5496.4	▲	227 %
EASTERN METROPOLITAN	117	182	▼	-36%	12434	1443	3482.2	▲	257 %
LODDON MALLEE	41	42	▼	-2%	2161	307	615	▲	251 %
BARWON SOUTH WEST	28	45	▼	-38%	3379	430	1062.4	▲	218 %
HUME	25	48	▼	-48%	2887	370	788.8	▲	266 %
GIPPSLAND	18	31	▼	-42%	2984	336	902.2	▲	231 %
GRAMPIANS	11	10	▲	10%	1497	214	466.6	▲	221 %

Data from some laboratories incomplete

% Week on week change by region



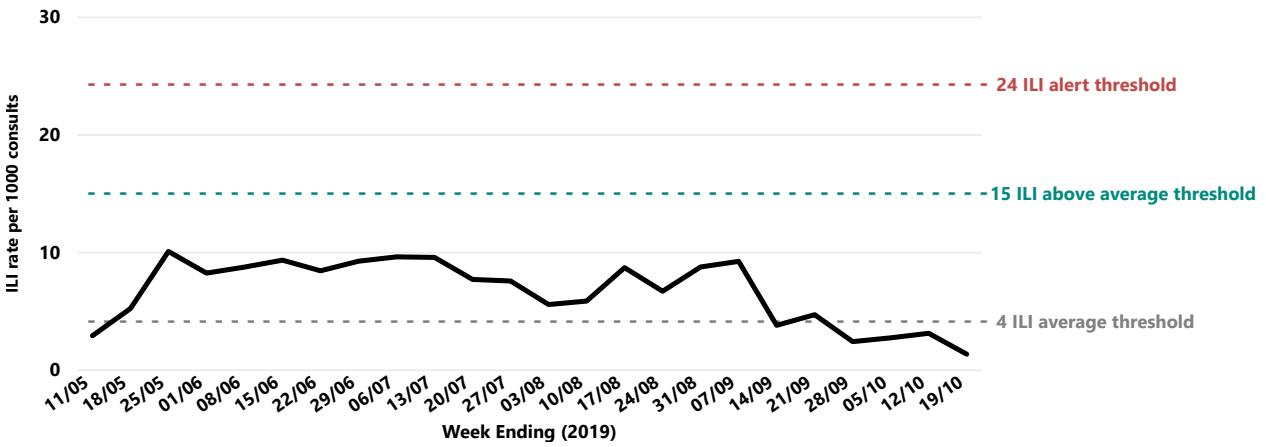
Data are subject to revision. Release dates vary by dataset.



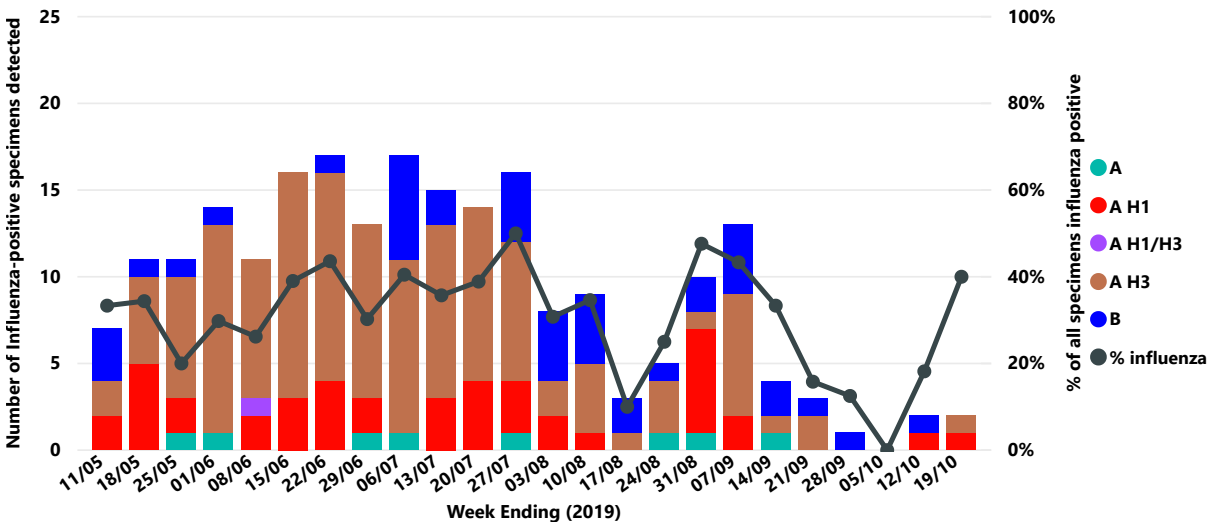
Victorian Influenza Snapshot

Report issued: 25/10/2019

VicSPIN Sentinel GP Consultations rate for ILI (per 1,000 patients) as at : 19/10/2019



VicSPIN Sentinel GP influenza types as at : 19/10/2019



FluCAN sentinel hospital admissions for laboratory-confirmed influenza as at: 19/10/2019

	Laboratory-confirmed influenza admissions from 1 April					
	2019		2018		2017	
	year-to-date	ICU %	year-to-date	ICU %	year-to-date	ICU %
Adult #	949	5.3	182	9.9	1,024	10.8
Paediatric #	696	9.9	121	7.4	--	--

Data from some sites incomplete



All data are subject to revision.

SIZE / SEVERITY / SPREAD

SEVERITY

Weekly Influenza Report - Data sources

<p>Notified cases of laboratory-confirmed influenza</p>	<p>It is a Victorian statutory requirement that pathology services notify the Department of Health and Human Services (the department) of a case of laboratory-confirmed influenza within five days of confirmation. These data are stored in the department's notifiable diseases database, the Public Health Event Surveillance System (PHESS). During influenza season, data on notified cases are reported weekly (a week is defined as Sunday to Saturday). Laboratory reporting is increasing due to the widespread availability of influenza testing. As of 1 September 2018, medical practitioners were no longer required to report influenza.</p>
<p>Respiratory outbreaks reported to the Health Protection Branch</p>	<p>Reporting of respiratory outbreaks in aged care facilities to the department is not legislated, but is encouraged. Samples are not collected and tested for all residents during outbreaks, but if any case tests positive for influenza, the outbreak is deemed to be due to influenza. The cases included in this report are residents who experienced an influenza-like illness during the course of the outbreak, but not all cases, hospitalisations and deaths are necessarily due to laboratory-confirmed influenza.</p>
<p>VicSPIN</p>	<p>The Victorian Sentinel Practice Influenza Network (VicSPIN) is a sentinel general practitioner (GP) surveillance program funded by the department, and coordinated by the Epidemiology Unit of the Victorian Infectious Diseases Reference Laboratory (VIDRL) based at the Peter Doherty Institute for Infection and Immunity. VIDRL is one of the department's two public health reference laboratories. Approximately 90 GPs submit weekly reports from May to October detailing the proportion of their consultations that were for patients with influenza-like illness and the proportion that were swabbed for virological testing. Refer to https://www.vidrl.org.au/surveillance/influenza-surveillance/ for full weekly reports.</p>
<p>FluCAN</p>	<p>The Influenza Complications Alert Network (FluCAN) is a rapid alert system for severe respiratory illness. The sentinel surveillance system is a national system (across major hospitals throughout Australia) providing both clinical and laboratory information for reported cases. The following six Victorian hospitals are participating: The Alfred Hospital, Royal Melbourne Hospital, Monash Medical Centre, University Hospital Geelong, Royal Children's Hospital and Monash Children's Hospital</p>