

Opioid Overdose Response

Follow these steps for Prenoxad naloxone injection

1

SAFETY

Check the person and area for anything unsafe.



2

OPIOID OVERDOSE? LOOK FOR THE SIGNS

- Not responding
- Pinned pupils
- Not breathing normally – shallow slow breathing or snoring
- Pale or cold skin, blue or grey lips and fingertips



3

CALL TRIPLE ZERO (000)


I think it's an overdose



4

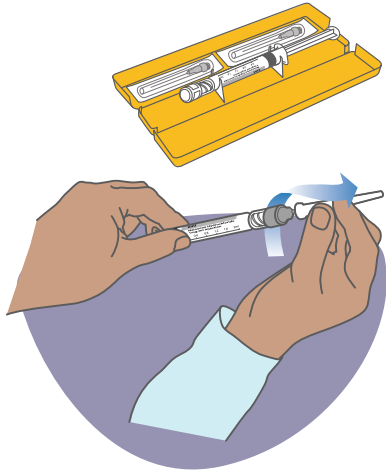
LIE PERSON ON SIDE

Put person in recovery position.



5

SCREW NEEDLE ONTO PRENOXAD PREFILLED SYRINGE



6

POSITION THE NEEDLE

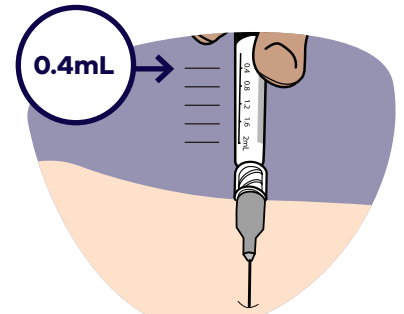
Insert needle into outer thigh or upper arm.



7

GIVE ONE DOSE OF NALOXONE

Inject 0.4mL, up to 1st black line on syringe (Prenoxad syringe contains 5 doses).



8

ARE THEY BREATHING?


If not, use *rescue breathing* if you know how – lie person on back and give 2 breaths.



9

RECOVERY

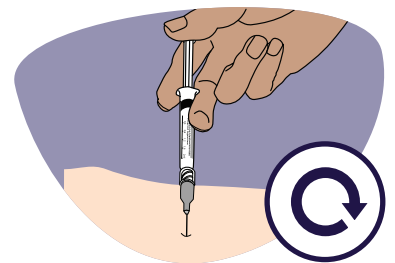
Put person in recovery position. Stay with them until Ambulance arrives.



10

REPEAT DOSE IF NEEDED

If no response inject another 0.4mL dose (to next black line) every 2 to 3 minutes until person recovers or Ambulance arrives.



Use naloxone to reverse opioid overdose (e.g. heroin, morphine, methadone, oxycodone, prescription opioids, fentanyl). It takes 2–5 minutes to start working and lasts about 30-90 minutes.

To receive this document in another format email <aod.enquiries@health.vic.gov.au>.

Reproduced by permission, NSW Health © 2023.

Authorised and published by the Victorian Government, 1 Treasury Place, Melbourne. © State of Victoria, Australia, Department of Health, ISBN 978-1-76131-460-5 (pdf/online/MS word).

Available from [the department's website](https://www.health.vic.gov.au/aod-treatment-services/victorias-take-home-naloxone-program) <https://www.health.vic.gov.au/aod-treatment-services/victorias-take-home-naloxone-program> November 2023. (2303380).